

Zgemma H17 COMBO OPENATV IMAGE RECOVERY GUIDE

If your box only display boot or other issue please recovery your box

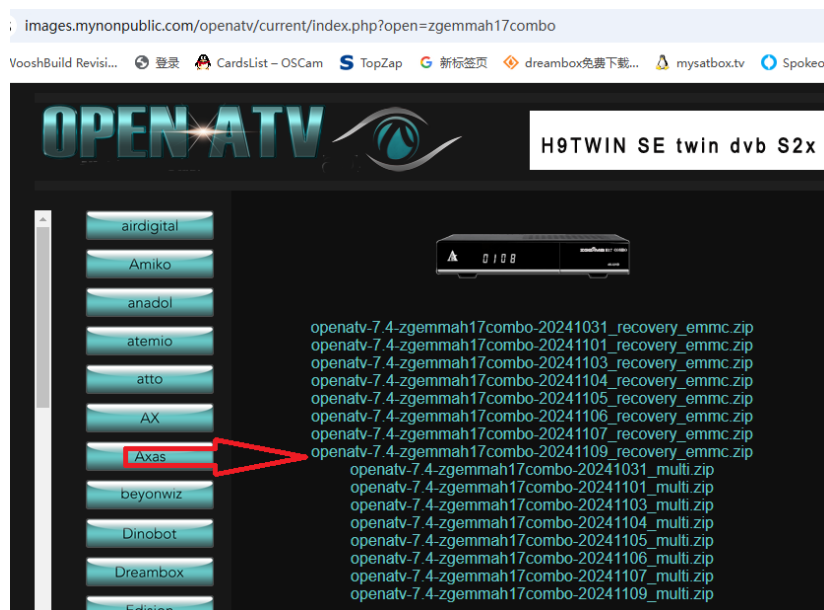
1. Down load the recovery zip file

Weblink:

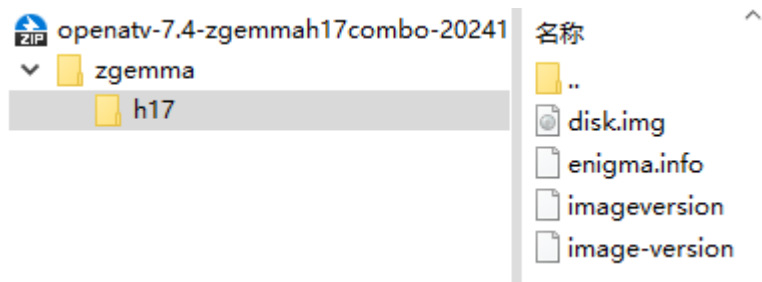
<https://images.mynonpublic.com/openatv/current/index.php?open=zgemmah17combo>

File link:

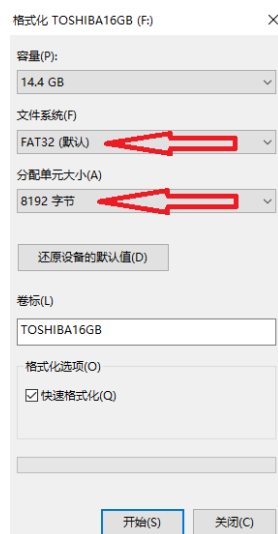
https://images.mynonpublic.com/openatv/current/zgemmah17combo/openatv-7.4-zgemmah17combo-20241109_recovery_emmc.zip



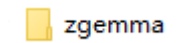
2. Unzip the file



3. Format your usb stick as fat32 and unit is 4kB-8kB



4. Copy the zgemma directory and all directory and file to your usb stick



5. Plug usb stick to box usb jack
6. Press the rear panel reset key and power on the box
The box front will display boot-usb-flsh and auto flash then restart

